



**ANTHROPOGENIC ENVIRONMENTAL LOAD ASSESSMENT METHODS
USING MODERN INFORMATION TECHNOLOGIES**

Usmonov Maxsud Tulqin o'g'li

Master's degree in computer science and programming technologies, National University of Uzbekistan named after Mirzo Ulugbek

Email: maqsudu32@gmail.com

Bektemirova Zukhra

Student of Tashkent pediatric medical institute

Email: Bektemirovazuxra741@gmail.com

Akhmatova Durdona

5th degree student of Tashkent pediatric medical institute

Email: septolede@mail.ru

Abstract: *The innovative path of human development is characterized by the active use of information technology in any field. This is due to the rapid development of high technologies and, accordingly, with the advent of new data analysis tools. One of the rapidly developing areas of application of information technology, to which there is great interest in society, the state, commercial organizations, is high-quality forecasting.*

Keywords: *innovations, developing technologies, the modern platforms of programming, ecology.*

Big Data technologies have been successfully applied in this area. At the same time, important directions of the sustainable development strategy are goals directly or indirectly related to the state of the environment - such as ensuring the availability and rational use of water resources, the sustainability of cities and towns, including improving public transport, creating green public places and improving urban planning and improvement, combating climate change, preserving marine systems and terrestrial ecosystems, developing sustainable patterns of consumption and production, including their efficient allocation of shared natural resources as well as a reasonable accommodation of toxic waste and contaminants, stimulating and motivating industries, businesses and consumers to recycle and reduce the amount of waste [7]. This work is a synthesis of these two areas - the use of modern information technologies for processing geocological information and building a system for



predicting the level of comfort of living in the territorial units of the Republic of Belarus.

To ensure sustainable development of the Republic of Belarus, comprehensive measures should be provided to protect the atmosphere, protect and rational use of land, forest, mineral resources, water resources, to promote sustainable agriculture and rural development, to preserve biological diversity, and the environmentally safe use of biotechnologies and toxic chemicals for the environmentally sound disposal of hazardous, solid and radioactive waste.

The sustainable development strategy should consider environmental protection and rational use of natural resources not as an end in itself, not in isolation from the development process, but as an integral part of it. In general, nature management should be carried out using such methods and on such a scale that they can achieve the necessary economic development under the indispensable condition of ensuring equal opportunities and preserving the environment for future generations. This requires the greening of the economy, the transition to a new stage of material culture, compatible and balanced with natural resource potential. The Sustainable Development Strategy seeks to harmonize social, economic and environmental development as equivalent complementary components in a single balanced complex “man – environment – economy” [7]. Therefore, the urgent problem is the development of a method for processing heterogeneous environmental indicators, bringing them to a single presentation form, the development of an indicator linking the above components of the “man – environment – economy” system and the creation of monitoring and forecasting systems for the state of the environment. Such an indicator in this work is the level of comfort of living (UKP).

Currently, in connection with the growth of industry, emissions, the relevance of anthropogenic pressure assessment is increasing. Factors of anthropogenic impact on the environment and environmental risk are closely related, with an increase in anthropogenic impact, the likelihood of an event having adverse effects on the environment - environmental risk - also increases. Data on levels of harmful and dangerous factors are important both for assessing the level of environmental pollution and for assessing the risk of morbidity and mortality.

In real conditions, anthropogenic influence on the territory of the administrative districts may be divided into several components, main of which are:



industrial, agricultural, transport and demographic load. Equally important is the level of physical contamination, including noise, vibration and ionizing radiation.

In the assessment of anthropogenic impact and of calculating the level of PPD, it is important to reasonably select the primary units for research, characterized by a sufficient homogeneity of the economic use and environmental conditions.

At the present stage of development of society, protection of environment is paid much attention. This is due to increasing anthropogenic pressure due to the establishment of new industries and the need to limit the adverse effects of pollutants on public health.

One way of monitoring the state of the environment are stationary posts of observation. Monitoring atmospheric air is carried out in 19 cities and industrial centers. Regular observations covered the territory, which is home to 87% of the population of big and medium cities in the country.

Currently, human economic activity has a significant impact on the biosphere, that is why environmental issues, environmental protection, assessing the impact of environmental factors on human health, public availability of environmental information are important. The software allows you to perform a comprehensive assessment of anthropogenic load in the administrative area, including the consideration of pollution in different environments, types of pollutants, specific pollutants.

The software package produces statistical processing of data received from fixed and mobile monitoring stations for the environment. figures 1 and 2 present data on the following features:

- environment;
- type of pollutant;
- pollutant;
- the city;
- type of observation post;
- observation post.

The database contains the values of maximum permissible concentrations that correspond to the currently established regulatory legal acts the user can see.



The user can set the search parameters that will be reflected in the report, the report can be generated for a specific administrative territory, a specific pollutant, polluted environment and a period of time.

The reports (Figs. 3 and 4) have two possibilities of visualization according to private indicators: construction of linear diagrams against the background of values averaged over all administrative territories or in the form of a report generated in .pdf format with color highlighting of permissible / unacceptable concentrations. The complex indicator is visualized by filling in the administrative territories with a certain color, depending on the value of the complex indicator.

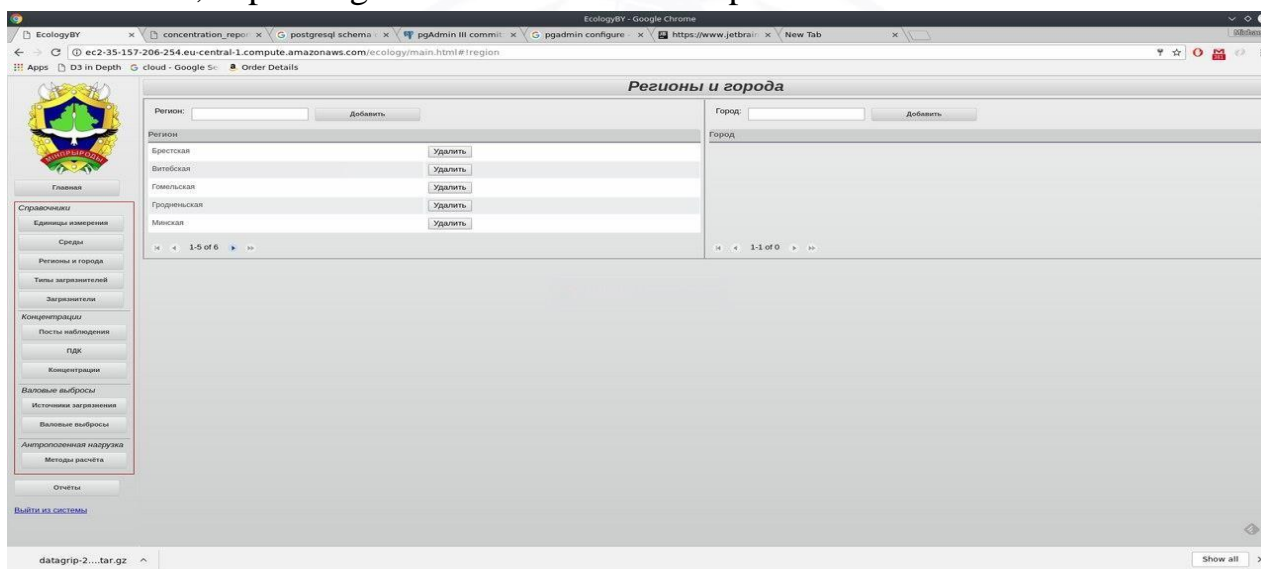


Fig. 1 Data on cities

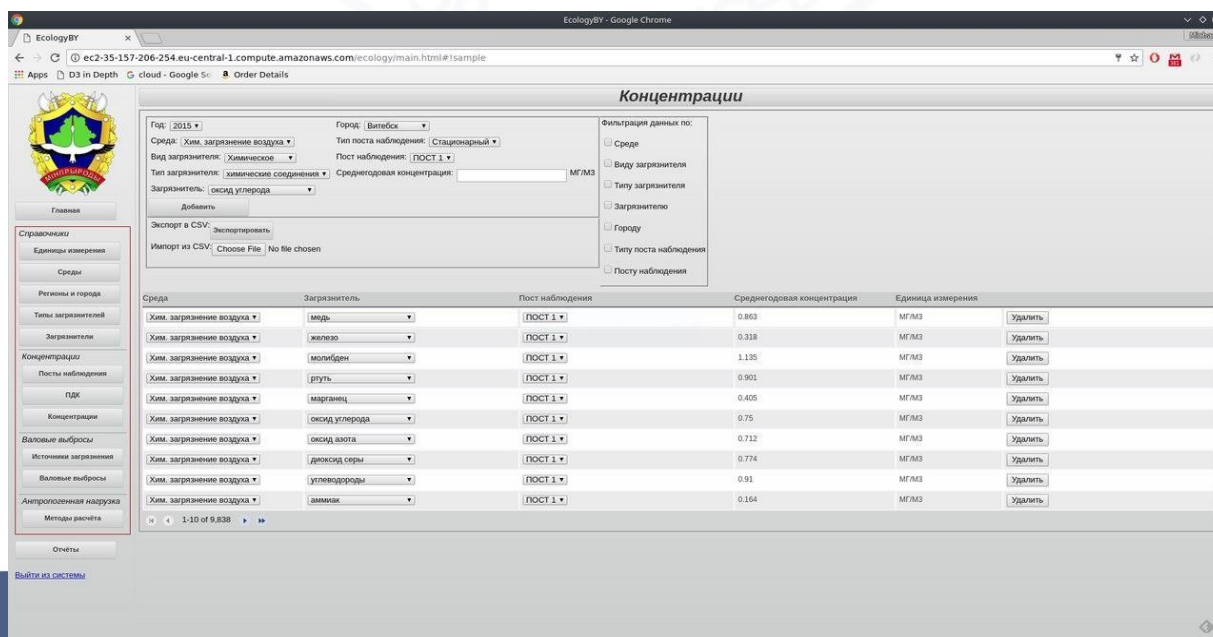




Fig. 2 Data on pollutant concentrations

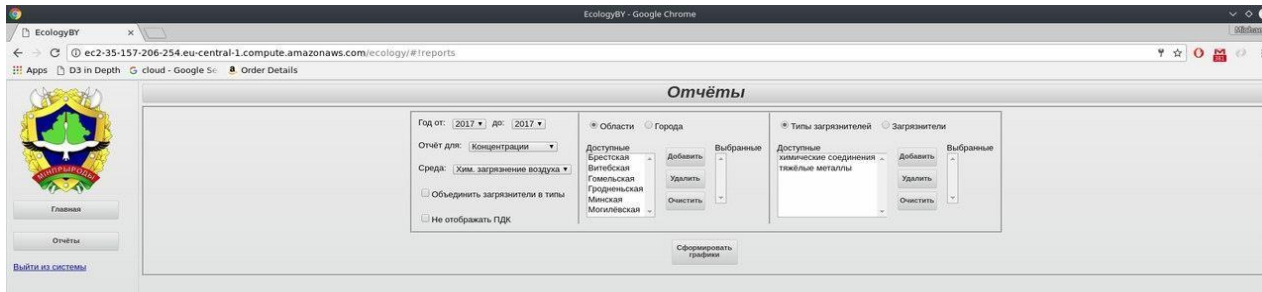


Fig. 3. Setting report parameters.

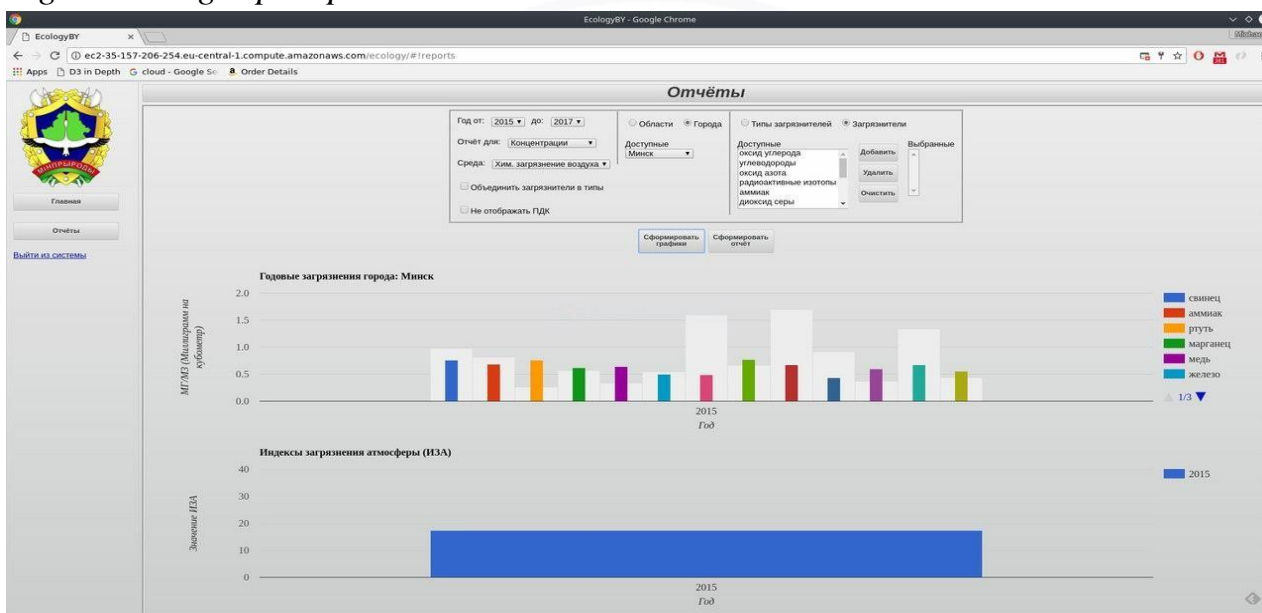


Fig. 4. Visualization of the results in the form of linear diagrams according to the data for the city of Minsk

To calculate the PPD is based on a mathematical model with regression equations that will allow us to more adequately consider the extent of the influence of anthropogenic impacts on territorial unit.

Assessment of the level of comfort of living in a certain area of the city is a priority in the research of modern ecology. For its calculation, and storage of information requires a large amount of data.

Assessment of the level of comfort of living were cited in three areas of the environment – air, soil cover and water resources.

The task of a regression method neural network modelling to solve different types of problems: multi-layer perceptron, linear networks, radial basis function and generalized regression network. The linear model does not differ from ordinary linear



regression, but in the language of neural networks represented by the network without intermediate layers, in which the output layer contains only linear elements (i.e. elements with linear activation function). It is possible to train the linear network using the standard algorithm for linear optimization.

In general, the problem of forecasting time series with ANN is reduced to the following sequence of steps:

The problem of forecasting of environmental situation in the territorial unit of the Republic of Belarus is reduced to the following stages: collecting data for raining (the stage considered one of the most complicated ones);

- preparation and normalization of data (reduction to BP type);
 - choice of ANN topology (at this stage, a decision is made on the number of layers and the presence of feedback);
- empirical (by experiment) selection of ANN characteristics;
- empirical selection of learning parameters;
- ANN training;
- verification of training on the adequacy of the task;
- adjustment of parameters taking into account the previous step, final training;
 - verbalization of ANN (minimized description using several algebraic or logical functions) for the purpose of further use.
- analysis and preparation of a sample of experimental data for their computer processing. For forecasting, we used the data of annual reports of the National Environmental Monitoring

System of the Republic of Belarus for the period from 2006 to 2018.

Conclusions. When developing monitoring methods and systems, many parameters must be taken into account. For this period of time, there are only software tools and methods that take measurements of pollution indicators for individual components of the environment. Evaluation of individual components is important, but it does not allow evaluating in a complex; therefore, a method that generally considers all anthropogenic loads is of scientific interest. Thanks to the integrated data processing, this method has significant advantages and a wider range of applications.



The undoubted pluses include the fact that all disparate indicators that are difficult for control and understanding by non-specialists are combined into one, which greatly simplifies the use of calculation results and provides a backlog in the future for the creation of an information resource on which the ecological state will be displayed in real time.

The minus of the information and averaging of the assessment should not be neglected, namely that due to the possibility of fluctuations of various indicators, a comprehensive assessment may remain within the norm, and some of the indicators will be above the norm. To eliminate this drawback, it is necessary, when designing a software tool, to introduce additional control modules, but this will allow it to be developed in the future to a full-fledged expert system.

References:

1. Rizayev S. H. A., Jumaboyev B. O., Yuldashev X. M. ATSETILEN DIOLLAR SINTEZI VA ULARNING XOSSALARI //Journal of integrated education and research. – 2022. – T. 1. – №. 4. – C. 218-223.
2. Rizayev S. A., Jumaboyev B. O. «AZKAMAR» KONI BENTONITI NAMUNALARINI O‘RGANISH //Journal of Integrated Education and Research. – 2022. – T. 1. – №. 6. – C. 149-152.
3. Egamnazarova F. D., Jumaboyev B. O., Rizayev S. A. REDOKS ORQALI NAFTADAN ETILEN ISHLAB CHIQRISHNI KUCHAYTIRISH, KREKING SXEMASI: JARAYONNI TAHLIL QILISH //O‘ZBEKISTONDA FANLARARO INNOVATSIYALAR VA ILMIY TADQIQOTLAR JURNALI. – 2022. – T. 2. – №. 14. – C. 1061-1069.
4. Raxmatov E. A., Abdullayev A. A., Jumaboyev B. O. POLIETILEN ISHLAB CHIQRISH LINIYASIDA SOVUTUVCHI TIZIM QURULMALARINI TAKOMINLASHTIRISH //O‘ZBEKISTONDA FANLARARO INNOVATSIYALAR VA ILMIY TADQIQOTLAR JURNALI. – 2022. – T. 2. – №. 14. – C. 246-250.
5. Rizayev S. A., Abdullayev B. M., Jumaboyev B. O. GAZLARNI KIMYOVIY ARALASHMALARDAN TOZALASH JARAYONINI TADQIQ QILISH //Sanoatda raqamli texnologiyalar/Цифровые технологии в промышленности. – 2023. – T. 1. – №. 1. – C. 71-75.
6. Б.О.Жумабоев, Ш.А.Исмаатов СВОЙСТВА И ТЕХНОЛОГИЯ МНОГОФУНКЦИОНАЛЬНЫХ ОРГАНОМИНЕРАЛЬНЫХ ПОКРЫТИЙ, УСТОЙЧИВЫХ К АГРЕССИВНЫМ СРЕДАМ, ДЛЯ КРУПНОТОННАЖНОГО ОБОРУДОВАНИЯ ПО СБОРУ, ХРАНЕНИЮ И



ТРАНСПОРТИРОВКЕ НЕФТИ И ГАЗА.// JOURNAL OF MULTIDISCIPLINARY BULLETIN ISSN(Online): 2984-6722 SJIF Impact Factor |(2023): 5.887|me-6, Issue-4, Published |20-11-2023 86-92

7. Жумабоев, Б. О., & Егамназарова, Ф. Д. (2023). РАВНОВЕСИЕ ДВИЖУЩАЯ СИЛА И КИНЕТИКА АБСОРБЦИИ. *JOURNAL OF MULTIDISCIPLINARY BULLETIN*, 6(5), 39-49.
8. Bobojon, J., & Jasur, Q. (2023). Karbonsuvchillarning qatlamda to 'planishiga qarab neft va gaz konlarining turlari. *Research and Publication*, 1(11), 10-13.
9. Bobojon, J., Yaxyobek, I., & Yigitali, I. (2023). Tabiiy gaz va gaz-kondensat konlaridagi gazlarning tarkibi. Tabiiy gazlar tasnifi. *Research and Publication*, 1(11), 14-19.
10. Kuyboqarov, O., Egamnazarova, F., & Jumaboyev, B. (2023). STUDYING THE ACTIVITY OF THE CATALYST DURING THE PRODUCTION PROCESS OF SYNTHETIC LIQUID HYDROCARBONS. *Universum: технические науки*, (11-7 (116)), 41-45.
11. Бердиева Х. Б., Бердиева Н. У. Проблемы развития социокультурной компетентности у школьников начальных классов //Евразийское Научное Объединение. – 2019. – №. 12-5. – С. 408-410.
12. Бердиева Х. Б. Развитие социокультурной компетентности у будущих учителей начальных классов //Педагогическое образование и наука. – 2020. – №. 1. – С. 128-131.
13. Бердиева Х. Б. Пути развития духовно-нравственного воспитания через систему обучения у учащихся //Вестник науки. – 2019. – Т. 1. – №. 12 (21). – С. 30-34.
14. Бердиева Х. Б. Роль семьи в формировании социокультурной компетентности у будущих учителей начальных классов //Наука, техника и образование. – 2019. – №. 10 (63). – С. 80-82.
15. Boronovna V. N. Pedagogical Features and Opportunities for the Development of Social and Cultural Competence in Future Teachers //European Scholar Journal. – 2021. – Т. 2. – №. 12. – С. 30-34.
16. Bo'ronovna V. N. BO'LAJAK O'QITUVCHILARDA IJTIMOIIY-MADANIY KOMPETENTLIKNI RIVOJLANTIRISHNING PEDAGOGIK IMKONIYATLARI. – 2021.
17. Бердиева Х. Б., Бердиева Н. У. Проблемы развития компетентности у школьников начальных классов. – 2020.
18. Бердиева Х. Б. ВЛИЯНИЕ ПОСЛОВИЦ НА ФОРМИРОВАНИЕ МЫШЛЕНИЕ ДЕТЕЙ БАЙСУНА //Гуманитарный трактат. – 2018. – №. 27. – С. 73-75.



19. Бердиева Х. Б. ПСИХОЛОГО-ПЕДАГОГИЧЕСКИЕ УСЛОВИЯ ЭФФЕКТИВНОСТИ ВНУТРИШКОЛЬНОГО КОНТРОЛЯ // Вопросы педагогики. – 2018. – №. 2. – С. 15-17.
20. Voronovna V. H. Development of Socio-cultural Competence in Future Primary School Teachers on the Basis of an Axiological Approach // JournalNX. – С. 38-40.
21. Бердиева Халима Бо'роновна, Бердиева Назира Ураловна. (2021). ТЕХНОЛОГИЯ РАЗВИТИЯ СОЦИОКУЛЬТУРНОЙ КОМПЕТЕНТНОСТИ У СТУДЕНТОВ. JournalNX - междисциплинарный рецензируемый журнал, 23-25. Извлечено из <https://repo.journalnx.com/index.php/nx/article/view/641>
22. Voronovna V. H. Development of Socio-cultural Competence in Future Primary School Teachers on the Basis of an Axiological Approach // JournalNX. – С. 38-40.

